

June 30, 2025

**New Hampshire
Public Deposit
Investment Pool**

Fund Fact Sheet

INVESTMENT OBJECTIVE: The objective of the Pool is to earn a competitive rate of return while preserving principal, providing liquidity, and seeking a stable NAV of \$1.00.

INVESTMENT PHILOSOPHY: The Pool's Investment Manager uses a dynamic yet disciplined investment approach to actively respond to changes in market conditions. The objective is to enhance the Pool's return through prudent trading and portfolio restructuring without subjecting the portfolio to unnecessary risk.

The Investment Manager seeks to optimize investment returns through careful analysis of and investment in short-term government securities and other high-quality money market instruments while preserving the safety and liquidity of the underlying principal.

POOL FACTS

As of June 30, 2025

7-Day Net Yield ¹	4.34%
Monthly Distribution Yield ²	4.31%
Weighted Average Maturity ³	39 Days
Fund Rating ⁴	AAAm by S&P Global

SERVICE PROVIDERS

Program Administrator and Investment Adviser:

PFM Asset Management*

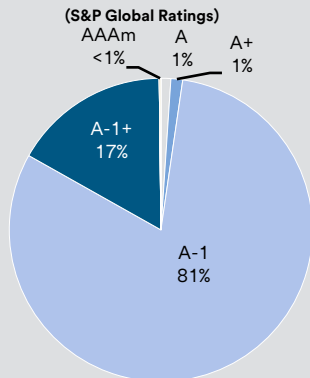
Distributor: U.S. Bancorp Investments, Inc.

Custodian: U.S. Bank, N.A.

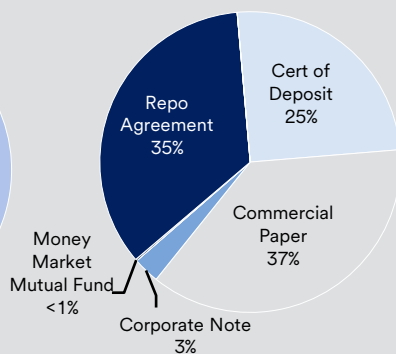
Independent Auditor : Ernst & Young, LLC.

Diversification as of June 30, 2025

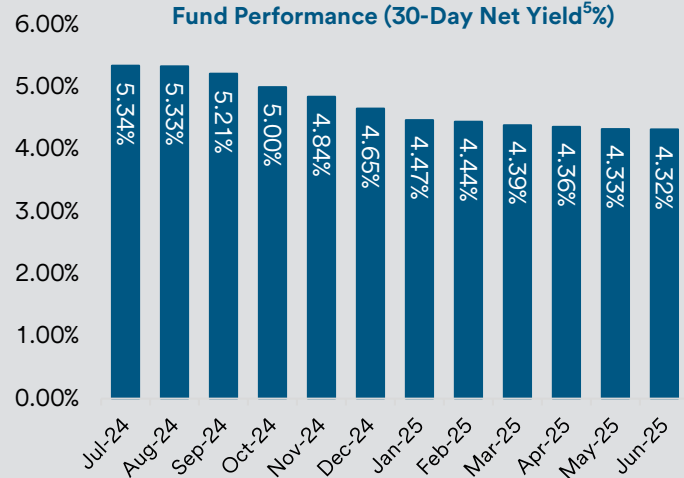
Credit Quality Distribution



Sector Composition



Fund Performance (30-Day Net Yield⁵)



*PFM Asset Management is a division of U.S. Bancorp Asset Management, Inc., which serves as administrator and investment adviser to the Pool.

¹ 7-day net yield, also known as the current annualized yield, represents the net change, exclusive of capital changes and income other than investment income, in the value of a hypothetical account with a balance of one share (normally \$1.00 per share) over a seven-day base period expressed as a percentage of the value of one share at the beginning of the seven-day period. This resulting net change in account value is then annualized by multiplying it by 365 and dividing the result by 7.

² The monthly distribution yield represents the net change in the value of a hypothetical account with a value of one share (normally \$1.00 per share) resulting from all dividends declared during a month by the Pool expressed as a percentage of the value of one share at the beginning of the month. This resulting net change is then annualized by multiplying it by 365 and dividing it by the number of calendar days in the month.

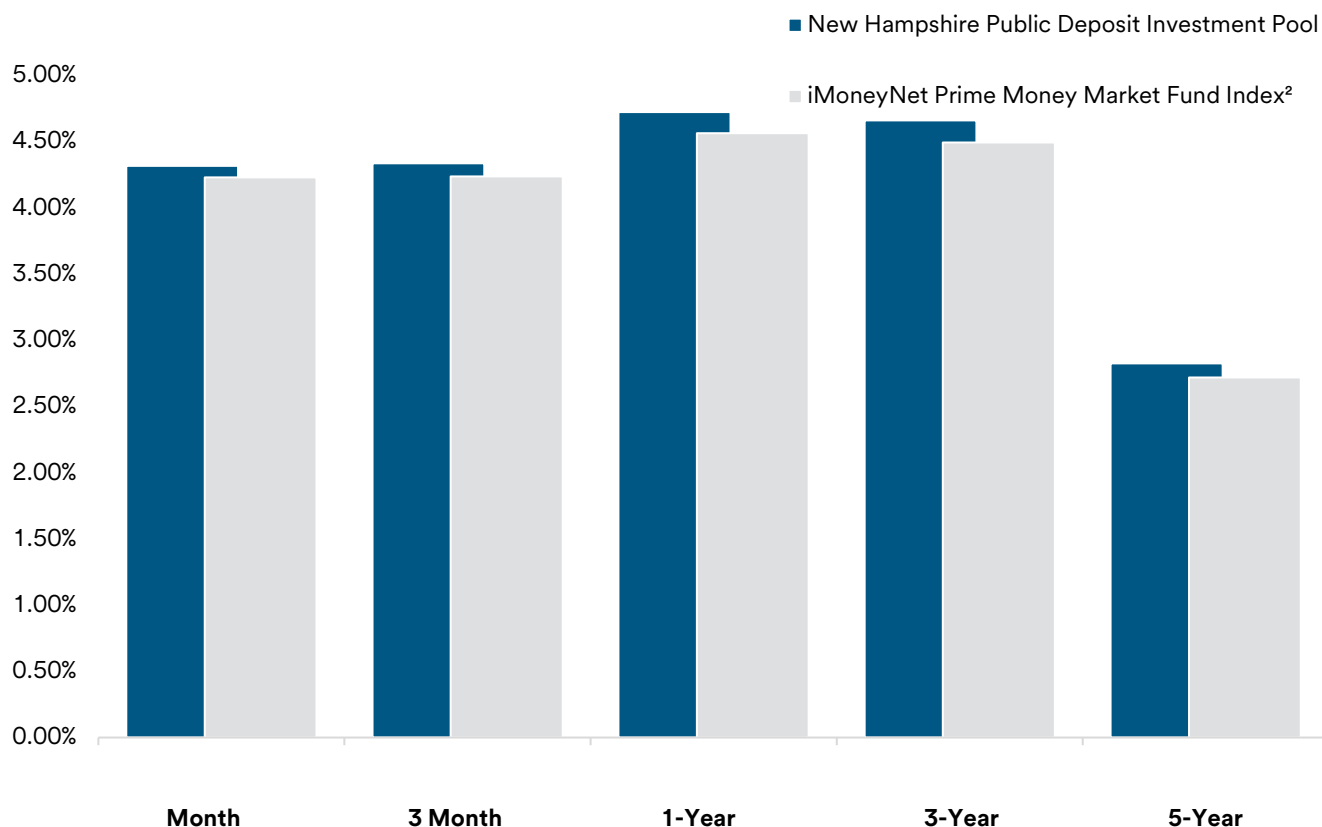
³ Weighted Average Maturity: Calculated by the final maturity for a security held in the portfolio and the interest rate reset date. This is a way to measure a fund's sensitivity to potential interest rate changes.

⁴ S&P Global AAAm Rating: S&P evaluates a number of factors, including credit quality, market price, exposure, and management. Please visit [SPGlobal.com/Ratings](https://www.spglobal.com/Ratings) for more information and ratings methodology.

⁵ As of the last day of the month. The 30-day yield represents the net change, exclusive of capital changes and income other than investment income, in the value of a hypothetical account with a balance of one share (normally \$1.00 per share) over a thirty-day base period expressed as a percentage of the value of one share at the beginning of the thirty-day period. This resulting net change in account value is then annualized by multiplying it by 365 and dividing the result by 30.

Past performance does not guarantee future results. Yields will fluctuate as market conditions change. The current fund performance may be higher or lower than that cited. The yields shown above may reflect fee waivers by the Pool's current or prior service providers. When such waivers occur, they reduce the total operating expenses of the Pool, and the Pool's yields would have been lower if there were no such waivers. Refer to the Pool's Information Statement for further information on the expenses of the Pool and fees of its service providers.

TRAILING RETURN¹ as of June 30, 2025



New Hampshire Public Deposit Investment Pool	4.32%	4.33%	4.72%	4.66%	2.83%
iMoneyNet Prime Money Market Fund Index ²	4.23%	4.24%	4.56%	4.49%	2.72%

This material must be preceded or accompanied by an Information Statement. For a current Information Statement, which contains more complete information, please visit www.nhpdip.com/forms-and-documents or call 1-844-464-7347. Before investing, consider the investment objectives, risks, charges and expenses of the Pool carefully. This and other information can be found in the Pool's Information Statement. Read the Information Statement carefully before you invest or send money.

¹ Trailing returns calculated using the 30-day net yield as of the last day of the month. The current 7-day net yield more closely reflects the current earnings of the Pool than the trailing returns. Returns for less than a full calendar year are annualized.

² Source: iMoneyNet First Tier Institutional Money Market Fund Index Average ("iMoneyNet Prime Money Market Fund Index"); benchmark yields are as of the last business day of each month. This index is comprised of funds rated in the top grade that invest in high-quality financial instruments with dollar-weighted average maturities of less than 60 days. It is not possible to invest directly in such an index.

Past performance does not guarantee future results. Yields will fluctuate as market conditions change. The current fund performance may be higher or lower than that cited. The yields shown may reflect fee waivers by service providers that subsidize and reduce the total operating expenses of the Pool. Pool yields would be lower if there were no such waivers.

This information is for institutional investor use only, not for further distribution to retail investors, and does not represent an offer to sell or a solicitation of an offer to buy or sell any fund or other security. Investors should consider the Pool's investment objectives, risks, charges and expenses before investing in the Pool. This and other information about the Pool is available in the Pool's current Information Statement, which should be read carefully before investing. A copy of the Pool's Information Statement may be obtained by calling 1-844-464-7347 or is available on the NHPDIP website at www.nhpdip.com. While the Pool seeks to maintain a stable net asset value of \$1.00 per share, it is possible to lose money investing in the Pool. An investment in the Pool is not insured or guaranteed by the Federal Deposit Insurance Corporation or any other government agency. Shares of the Pool are distributed by U.S. Bancorp Asset Management, Inc., member FINRA (www.finra.org) and SIPC (www.sipc.org). PFM Asset Management is a division of U.S. Bancorp Asset Management, Inc., which serves as administrator and investment adviser to the Pool. U.S. Bancorp Asset Management, Inc. is a direct subsidiary of U.S. Bank N.A. and an indirect subsidiary of U.S. Bancorp. U.S. Bancorp Investments, Inc. is a subsidiary of U.S. Bancorp and affiliate of U.S. Bank N.A.